

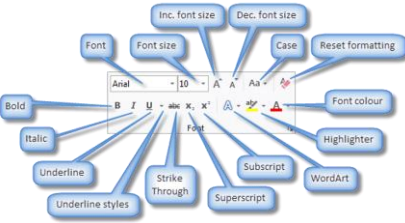



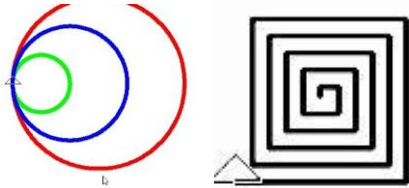
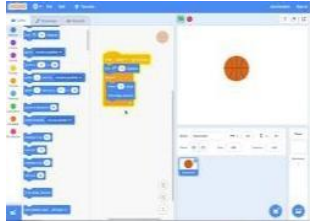
VIDYA PRATISTHAN'S NEW BAL VIKAS MANDIR PIMPLI-BARAMATI

Annual Curriculum Plan 2023-2024

Subject- Information Technology

Class IV A, B & C

Month	Working days	Topic	Learning Outcomes	Subject Enrichment Activity (SEA)	Assesment
First Term April 2023 - September 2023					
April	22	Input and Output Devices	*Will get the knowledge about Computer Hardware, Input and Output Devices and learn about Input-process-output cycle.	Identification of Input, Process and Output devices. 	
June	26	Learn to use Windows 10	*Students will be able to perform different operations on file and folder like create, rename, delete, etc in Windows OS.	Students will create a file, rename, copy a file to other location.	First Unit Test
July	26	1. Tux Paint 2. Editing text in Microsoft Word 2010	*Students will learn to use different tools (Shapes tool, Magic tool) in Tux Paint and apply different effect such as(Edges effect, Waves effect, Foam effect, etc) in their painting. * Students will learn to edit text means to do changes in the text. Use different options such as Undo ,Redo, Cut, Copy, Paste.	Paint a scenery using different tools used in TUX Paint 	
August	23	Formatting text in Microsoft Word 2010	*Students will learn to do- i) formatting with MS Word (Font size, Font style, Bold, Italics, Underline, etc)	Students will type a few sentences on ' SEASONS ' and apply different formatting like, Bold, Italics, Font Color, Font Style, etc. 	

September	24	First Terminal Examination			
Second Term October 2023- March 2024					
October	17	Microsoft PowerPoint 2010	Students will learn to use MS PowerPoint.	presentation on a given topic assigned to them. 	
November	25	Go with LOGO	*Students will learn - i) to use print command. (eg. Printing a sentence , character) ii) use mathematical operators in LOGO. (+ , - , * , /)	Solve a simple mathematical word problem using LOGO.	
December	20	Writing Procedures	*Students will learn to- i) write procedure in LOGO. ii) use repeat command to draw different shapes.	Make use of repeat command to draw different patterns in LOGO. 	Second Unit Test
January	22	Multimedia	*Students will - i) understand different uses of multimedia. ii) learn different terminology in terms of multimedia.	Educational Video	
February	23	Coding : Scratch Programming	*Students will learn coding in Scratch	Add ball sprite to the stage and make it bounce. Also add sound to it. 	
March		Second Terminal Examination			